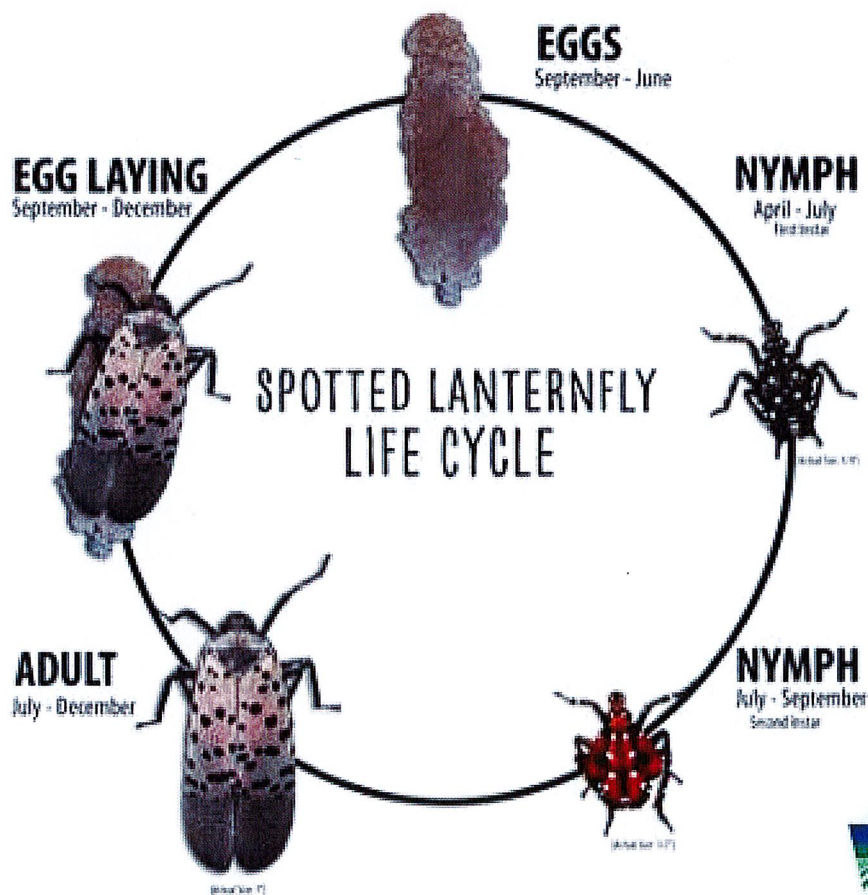

Spotted Lanternfly

NLSD Quarantine and Prevention

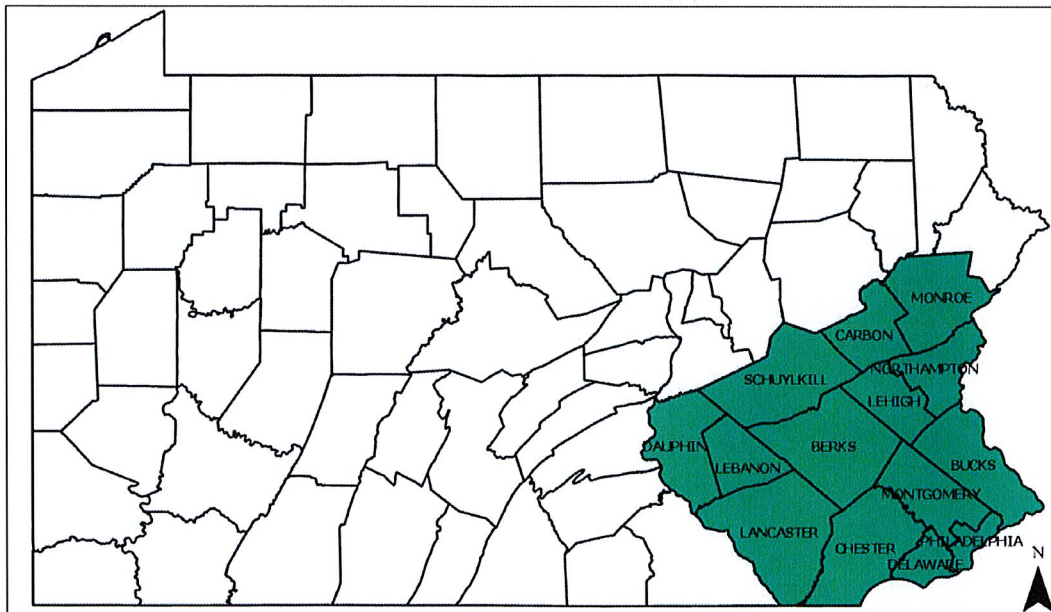
Spotted Lanternfly Life Cycle





Quarantine

1. All (NLSD) vehicles need to be checked daily for the Spotted Lanternfly (SLF) before and after each use. Vehicles leaving the Quarantined Zone(s) (QZ) must pull over before entering a Non Quarantined Zone(s) (NQZ) and again before re-entering the QZ.
 - A checklist will be provided in all school vehicles for the drivers to sign off that they checked and cleared the vehicle and items before entering and leaving both a NQZ and QZ.
2. All trees on NLSD grounds will need to be checked for SLF during the months of September-June.

Spotted Lanternfly Quarantine Map
Counties Under Quarantine as of March 15, 2019



Legend

-  PA_Counties
-  PDA_Quarantine



Prevention

1. Monitor on a daily or weekly basis (mainly between the months of September-June) the trees on NLSD grounds.
 - If eggs are found on the trees scrape off the whole thing into a double bag or spill proof container and mark the tree(s) to know which to check for a reoccurrence of the eggs.
 - If adults are climbing the tree tape the tree with sticky side out about 2-4ft above the ground.
2. Monitor all vehicles on a daily basis and as they leave and come back from trips.
 - Drivers of NLSD vehicles will have a checklist of what they need to look over on the vehicles before leaving the school, before leaving the destination to come back to the school, and when they are back on NLSD property (if they are leaving a QZ they must pull over before entering a NQZ and going over the checklist).
 - If drivers are to find a SLF they are to either kill it and squash it (if already in QZ) or double bag it with alcohol or hand sanitizer (if entering a NQZ and bring bag back to QZ for disposal) (if found in NQZ **MUST** double bag with alcohol or hand sanitizer and either report it through **EMAIL** to: badbug@pa.gov or **CALLING** the Invasive Species Hotline at **1-866-253-7189**).

SPOTTED LANTERNFLY QUARANTINE CHECKLIST FOR VEHICLE INSPECTION

IMPORTANT: Before traveling from the quarantine area, check for spotted lanternfly egg masses, adults, and nymphs. Make sure your vehicle and all transported items are pest free. *Help stop this pest from spreading!*

If you find any live insects, kill them. If you find any egg masses, scrape them into a plastic bag, seal the bag, and dispose of it in the garbage.



Adult spotted lanternfly, present in autumn months.



Spotted lanternfly nymphs, present in spring and summer months.



Spotted lanternfly egg mass (outlined in red). Egg masses are present in autumn and winter months, blending in with their surroundings.

By signing this checklist, I am confirming that I have inspected my vehicle and those items I am moving from the Spotted Lanternfly quarantine area, and do not see any egg masses or insects in or on anything I am moving.

Signature: _____ Date: _____

For more information, visit the websites of Pennsylvania Department of Agriculture and Penn State Extension.

extension.psu.edu

Penn State College of Agricultural Sciences research and extension programs are funded in part by Pennsylvania counties, the Commonwealth of Pennsylvania, and the U.S. Department of Agriculture. Where trade names appear, no discrimination is intended, and no endorsement by Penn State Extension is implied.

This publication is available in alternative media on request.

Penn State is an equal opportunity, affirmative action employer, and is committed to providing employment opportunities to all qualified applicants without regard to race, color, religion, age, sex, sexual orientation, gender identity, national origin, disability or protected veteran status.



Spotted Lanternfly Quarantine Checklist for Vehicle Inspection

IMPORTANT: Before traveling from the quarantine area, check for spotted lanternfly egg masses, adults, and nymphs. Make sure your vehicle and all transported items are pest free. Help stop this pest from spreading!

On May 26, 2018, a new Spotted Lanternfly Order of Quarantine and Treatment was published in the PA Bulletin. The Pennsylvania Department of Agriculture (PDA) established the quarantine order to stop this pest from moving out of the current quarantine zone. PDA is also trying to minimize the movement of SLF within the quarantine zone from areas with higher populations into areas with low to no populations.

The current quarantine zone encompasses these counties: **Berks, Bucks, Carbon, Chester, Dauphin, Delaware, Lancaster, Lebanon, Lehigh, Monroe, Montgomery, Northampton, Philadelphia** and **Schuylkill**. Travel within or out of those counties requires a permit and vehicles must be inspected.

TRAVEL INFORMATION

DATE: _____

DRIVER: _____

VEHICLE: _____

INDICATE COUNTIES TRAVELING IN:

- | | | |
|------------------------------------|---------------------------------------|--------------------------------|
| <input type="checkbox"/> Berks | <input type="checkbox"/> Lebanon | <input type="checkbox"/> Other |
| <input type="checkbox"/> Bucks | <input type="checkbox"/> Lehigh | <input type="checkbox"/> Other |
| <input type="checkbox"/> Carbon | <input type="checkbox"/> Monroe | <input type="checkbox"/> Other |
| <input type="checkbox"/> Chester | <input type="checkbox"/> Montgomery | <input type="checkbox"/> Other |
| <input type="checkbox"/> Dauphin | <input type="checkbox"/> Northampton | |
| <input type="checkbox"/> Delaware | <input type="checkbox"/> Philadelphia | |
| <input type="checkbox"/> Lancaster | <input type="checkbox"/> Schuylkill | |

INSPECTION

The following is a list of items / places that may harbor SLF. This list is not all-inclusive but should serve as a starting point in actively inspecting for SLF.

- | | | |
|--|-------------------------------------|---|
| <input type="checkbox"/> Vehicles (Interior) | <input type="checkbox"/> Trailers | <input type="checkbox"/> Storage Bins |
| <input type="checkbox"/> Vehicles (Exterior) | <input type="checkbox"/> Tool Boxes | <input type="checkbox"/> Storage Crates |
| <input type="checkbox"/> Truck Beds / Caps | <input type="checkbox"/> Dollies | |
| <input type="checkbox"/> Wheel Wells | <input type="checkbox"/> Pallets | |

Please see reverse side for life cycle information.

Depending on the time of year, check for both live insects and / or egg masses. If you find live insects, kill them. If you find egg masses, remove and destroy them.

When inspection is complete, sign and date the reverse side.